

DZONGKHAG ADMINISTRATION - BUMTHANG

COMPARATIVE STATEMENT FOR SULLY OF HARDWARE ITEMS FOR THE FY 2021-2022

| Sl. | Item Name & Description | Item No. | Winner | Quoted Amount (In Nu.) |
|-----|--|----------|---|------------------------|
| 1 | Hessian jute 7.5 oz width 90cm, In roll of 30 meter. | 535 | KARMA ENTERPRISE, Bthang, Contact # 17114541, Mail ID: karmakurjey2019@gmail.com | 10 |
| 2 | Blade, hacksaw single side IS 2594:1976 | 568 | KARMA ENTERPRISE | 20 |
| 3 | CPVC pipe elbow 3/4 inch | 517 | Tashi Dhendup electrical & electronic shop, Bthang. Contact # 17383700, Mail ID: tashidendup888@gmail.com | 22 |
| 4 | G.I plug 15mm | 529 | Tashi Dhendup electrical & electronic shop | 25 |
| 5 | CPVC Tee 1/2 inch | 518 | KARMA ENTERPRISE | 30 |
| 6 | CPVC Elbow 1/2 inch | 512 | KARMA ENTERPRISE | 30 |
| 7 | Painting brush 2 inch | 542 | Tashi Dhendup electrical & electronic shop | 35 |
| 8 | CPVC Tee 3/4 inch | 510 | Tashi Dhendup electrical & electronic shop | 35 |
| 9 | H.D.P.E pressure class - PN 12.5 20mm dia as per the approved brand by BSB | 214 | KARMA ENTERPRISE | 35 |
| 10 | H.D.P.E pressure class PN 10 20mm dia as per the approved brand by BSB | 231 | Tashi Dhendup electrical & electronic shop | 35 |
| 11 | Trowel 2 inch | 555 | Tashi Dhendup electrical & electronic shop | 39 |
| 12 | Gyser Coil 200watt | 531 | KARMA ENTERPRISE | 40 |
| 13 | 25mm dia as per the approved brand by BSB | 232 | KARMA ENTERPRISE | 45 |
| 14 | 25mm dia as per the approved brand by BSB | 215 | Tashi Dhendup electrical & electronic shop | 47 |
| 15 | GI Hexagonal Nipples 1/2inc | 530 | Tashi Dhendup electrical & electronic shop | 49 |
| 16 | Mason Thread ball | 539 | KARMA ENTERPRISE | 50 |

(Handwritten signatures and initials at the bottom of the page)

(Handwritten marks at the top of the page)

| | | | | |
|----|---|-----|--|----|
| 17 | Thimble-13mm | 550 | KARMA ENTERPRISE | 50 |
| 18 | Welding rod (steel rod) | 581 | KARMA ENTERPRISE | 50 |
| 19 | 1inch GI Nipple Length is 20 cm Tolerance +0 cm, -2 cm, IS 1879:1987 | 431 | KARMA ENTERPRISE | 50 |
| 20 | 1 inch GI Nipple Length is 10 cm Tolerance +0 cm, -2 cm, IS 1879:1987 | 432 | KARMA ENTERPRISE | 50 |
| 21 | 1/2 inch GI Elbow IS 1879:1987 | 436 | KARMA ENTERPRISE | 50 |
| 22 | 1/2 inch GI Nipple Length is 20 cm Tolerance +0 cm, -2 cm, IS 1879:1987 | 437 | KARMA ENTERPRISE | 50 |
| 23 | 1/2 inch GI Sockets IS 1879:1987 | 438 | KARMA ENTERPRISE | 50 |
| 24 | 1/2 inc - Brass Gate Valve Class I, 1.5 MPa IS 778-84 | 441 | KARMA ENTERPRISE | 50 |
| 25 | Lime Slaked & Unslaked | 14 | KARMA ENTERPRISE | 50 |
| 26 | White Cement | 15 | Tashi Dhendup electrical & electronic shop | 55 |
| 27 | Plain Glass 3mm thick | 149 | Tashi Dhendup electrical & electronic shop | 55 |
| 28 | H.D.P.E Pipes of pressure class PN 6, 32mm dia as per the approved brand by BSB | 248 | Tashi Dhendup electrical & electronic shop | 58 |
| 29 | 32mm dia as per the approved brand by BSB | 233 | KARMA ENTERPRISE | 60 |
| 30 | Anodised Aluminium -100mm | 106 | KARMA ENTERPRISE | 60 |
| 31 | Anodised Aluminium -75mm | 107 | KARMA ENTERPRISE | 60 |
| 32 | basin, close-hole, 15mm | 364 | Tashi Dhendup electrical & electronic shop | 60 |
| 33 | 3/4 inc GI Nipple Length is 20 cm Tolerance +0 cm, -2 cm, IS 1879:1987 | 487 | KARMA ENTERPRISE | 60 |
| 34 | 32mm dia as per the approved brand by BSB | 216 | Tashi Dhendup electrical & electronic shop | 63 |
| 35 | Colour powder paint | 170 | KARMA ENTERPRISE | 65 |
| 36 | Tower Bolts Anodised Aluminium (barrel type)- 200mm | 135 | Tashi Dhendup electrical & electronic shop | 65 |

| | | | | |
|----|--|-----|--|----|
| 37 | 4mm thick | 150 | Tashi Dhendup electrical & electronic shop | 67 |
| 38 | 3/4 inc GI Nipple Length is 10 cm Tolerance +0 cm, -2 cm, IS 1879:1987 | 488 | KARMA ENTERPRISE | 70 |
| 39 | 3/4 inc GI Sockets IS 1879:1987 | 489 | KARMA ENTERPRISE | 70 |
| 40 | 1/2 inch GI Tee's equal IS 1879:1987 | 439 | KARMA ENTERPRISE | 70 |
| 41 | M.S. Plain rod 6mm TATA steel bars, IS : 1786/1985, Grade FE415, Plain | 537 | Tashi Dhendup electrical & electronic shop | 74 |
| 42 | Painting brush 4 inc | 541 | Tashi Dhendup electrical & electronic shop | 74 |
| 43 | 5.5mm thick | 151 | Tashi Dhendup electrical & electronic shop | 75 |
| 44 | Frosted Glass 3mm thick | 152 | Tashi Dhendup electrical & electronic shop | 75 |
| 45 | 5.5mm thick | 153 | Tashi Dhendup electrical & electronic shop | 80 |
| 46 | Anodised Aluminium -125mm | 105 | KARMA ENTERPRISE | 80 |
| 47 | Anodised Aluminium -50mm | 97 | KARMA ENTERPRISE | 80 |
| 48 | 40mm dia as per the approved brand by BSB | 234 | KARMA ENTERPRISE | 80 |
| 49 | 1 inch GI Elbow- IS 1879:1987 | 430 | KARMA ENTERPRISE | 80 |
| 50 | 50mm dia as per the approved brand by BSB | 264 | Tashi Dhendup electrical & electronic shop | 82 |
| 51 | 40mm dia as per the approved brand by BSB | 249 | Tashi Dhendup electrical & electronic shop | 85 |
| 52 | Distemper Dry Distemper | 166 | Tashi Dhendup electrical & electronic shop | 85 |
| 53 | Acrylic washable distemper | 167 | Tashi Dhendup electrical & electronic shop | 85 |
| 54 | H.D.P.E Pipes of pressure class PN 4, 40mm dia as per the approved brand by BSB | 263 | KARMA ENTERPRISE | 85 |
| 55 | Plastic sheet thin Thickness 0.0625 mm Width 90 cm, double sheet. In roll of 30 meter. | 545 | KARMA ENTERPRISE | 90 |

| | | | | |
|----|---|-----|--|-----|
| 56 | CPVC Union 43467 | 519 | KARMA ENTERPRISE | 90 |
| 57 | Mild steel -75mm | 102 | KARMA ENTERPRISE | 90 |
| 58 | Handles Anodised Aluminium -150mm | 104 | KARMA ENTERPRISE | 90 |
| 59 | Bright finished brass-125mm | 109 | KARMA ENTERPRISE | 90 |
| 60 | Bright finished brass-100mm | 110 | KARMA ENTERPRISE | 90 |
| 61 | Bright finished brass-75mm | 111 | KARMA ENTERPRISE | 90 |
| 62 | Anodised Aluminium (barrel type)-150mm | 136 | KARMA ENTERPRISE | 90 |
| 63 | Reinforcing Bars TMT ars (yield strength 500mpa) | 17 | KARMA ENTERPRISE | 90 |
| 64 | Trowel 4inch | 554 | Tashi Dhendup electrical & electronic shop | 92 |
| 65 | Barbed Wire 2.5mm, (12 SWG), 4 bars, pitch of bars 75mm | 21 | Tashi Dhendup electrical & electronic shop | 93 |
| 66 | Anodised Aluminium (barrel type)-100mm | 137 | KARMA ENTERPRISE | 95 |
| 67 | 40mm dia as per the approved brand by BSB | 217 | Tashi Dhendup electrical & electronic shop | 99 |
| 68 | Bhutanese Painting Materials Mud Paint | 168 | KARMA ENTERPRISE | 100 |
| 69 | 50mm dia as per the approved brand by BSB | 250 | KARMA ENTERPRISE | 100 |
| 70 | Mild steel -75mm | 115 | KARMA ENTERPRISE | 100 |
| 71 | Glazed tiles white, 100 x 100mm | 154 | KARMA ENTERPRISE | 100 |
| 72 | Regular coloured, 100 x 100mm | 155 | KARMA ENTERPRISE | 100 |
| 73 | Mild steel -50mm | 103 | KARMA ENTERPRISE | 100 |
| 74 | Butt Hinges Anodised Aluminium -100mm | 95 | KARMA ENTERPRISE | 100 |
| 75 | Anodised Aluminium -75mm | 96 | KARMA ENTERPRISE | 100 |
| 76 | Marble Slab 20mm -Black & White | 8 | KARMA ENTERPRISE | 100 |
| 77 | Marble Slab 20mm -Coloured | 9 | KARMA ENTERPRISE | 100 |
| 78 | Wires nails wire Nails (assorted diameters) | 35 | KARMA ENTERPRISE | 100 |
| 79 | Coir Rope | 579 | KARMA ENTERPRISE | 100 |
| 80 | 1 inch x 1/2 inch GI Reducers +15cm & -0cm. | 434 | KARMA ENTERPRISE | 100 |
| 81 | 1 1/4 inch GI Nipple Length is 20 cm Tolerance +0 cm, -2 cm, IS 1879:1987 | 423 | KARMA ENTERPRISE | 100 |

| | | | | |
|-----|--|-----|--|-----|
| 82 | 63mm dia as per the approved brand by BSB | 265 | Tashi Dhendup electrical & electronic shop | 110 |
| 83 | PVC Plain bend -75mm | 312 | KARMA ENTERPRISE | 120 |
| 84 | PVC Door bend -75mm | 315 | KARMA ENTERPRISE | 120 |
| 85 | Plastic Sheet 50 micro-metre | 3 | KARMA ENTERPRISE | 120 |
| 86 | Bright finished brass-100mm | 98 | KARMA ENTERPRISE | 120 |
| 87 | Bright finished brass-50mm | 100 | KARMA ENTERPRISE | 120 |
| 88 | Mild steel -150mm | 112 | KARMA ENTERPRISE | 120 |
| 89 | Mild steel -125mm | 113 | KARMA ENTERPRISE | 120 |
| 90 | Mild steel -100mm | 114 | KARMA ENTERPRISE | 120 |
| 91 | Bright finished brass-150mm | 108 | KARMA ENTERPRISE | 120 |
| 92 | 1 inc GI Sockets IS 1879:1987 | 408 | KARMA ENTERPRISE | 120 |
| 93 | 1/2 inc Tank Nipple IS 1879:1987 | 444 | Tashi Dhendup electrical & electronic shop | 120 |
| 94 | Gloves rubber | 576 | Tashi Dhendup electrical & electronic shop | 120 |
| 95 | Crowbar medium size | 577 | Tashi Dhendup electrical & electronic shop | 120 |
| 96 | 1 inc GI Tee's equal IS 1879:1987 | 409 | KARMA ENTERPRISE | 125 |
| 97 | Mild steel -100mm | 101 | KARMA ENTERPRISE | 130 |
| 98 | Rolled sections (250 Mpa) Angles/channel/flats/Plates | 16 | KARMA ENTERPRISE | 130 |
| 99 | Binding wire | 36 | Tashi Dhendup electrical & electronic shop | 130 |
| 100 | 50mm dia as per the approved brand by BSB | 235 | KARMA ENTERPRISE | 130 |
| 101 | 1 inc x 1/2 inc x 1/2 inc GI Tee's unequal IS 1879:1987 | 411 | KARMA ENTERPRISE | 140 |
| 102 | 1 1/2 inch GI Sockets IS 1879:1987 | 415 | KARMA ENTERPRISE | 150 |
| 103 | 1 1/2 inch x 1/2 inch GI Reducers IS 1879:1987 | 422 | KARMA ENTERPRISE | 150 |
| 104 | 1 inch x 3/4 inch GI Reducers IS 1879:1987 | 435 | KARMA ENTERPRISE | 150 |
| 105 | 1/2 inch GI Unions IS 1879:1987 | 440 | KARMA ENTERPRISE | 150 |

| | | | | |
|-----|---|-----|--|-----|
| 106 | Plastic sheet for spring protection Thickness 0.125 mm, Width 90 cm, double sheet. In rolls of 25 meter | 544 | KARMA ENTERPRISE | 150 |
| 107 | Cpvc male adopter / female 1 1/2 inch | 513 | KARMA ENTERPRISE | 150 |
| 108 | Cpvc male adopter / female 1 inch | 514 | KARMA ENTERPRISE | 150 |
| 109 | 3/4 inc GI Tee's equal IS 1879:1987 | 490 | KARMA ENTERPRISE | 150 |
| 110 | 75mm dia as per the approved brand by BSB | 266 | KARMA ENTERPRISE | 150 |
| 111 | 90mm | 313 | KARMA ENTERPRISE | 150 |
| 112 | Animal glue | 169 | KARMA ENTERPRISE | 150 |
| 113 | Primers Cement primer | 172 | Tashi Dhendup electrical & electronic shop | 150 |
| 114 | 50mm dia as per the approved brand by BSB | 218 | Tashi Dhendup electrical & electronic shop | 150 |
| 115 | Plain wire 8swg | 37 | Tashi Dhendup electrical & electronic shop | 150 |
| 116 | 12swg | 38 | Tashi Dhendup electrical & electronic shop | 150 |
| 117 | Marble Chips 6mm -Black or White | 6 | KARMA ENTERPRISE | 150 |
| 118 | Marble Chips 6mm - Coloured | 7 | KARMA ENTERPRISE | 150 |
| 119 | Welded Mesh 75mmx25mm | 18 | KARMA ENTERPRISE | 150 |
| 120 | Shinglep roofing 1500mm (approx . Length) | 68 | KARMA ENTERPRISE | 150 |
| 121 | Mild steel (barrel type)-100mm | 143 | KARMA ENTERPRISE | 150 |
| 122 | 63mm dia as per the approved brand by BSB | 251 | KARMA ENTERPRISE | 160 |
| 123 | 1 inc x 1 inc x 3/4 inc GI Tee's unequal IS 1879:1987 | 412 | KARMA ENTERPRISE | 160 |
| 124 | 1 1/2 inc GI Elbow- IS 4984/87 IS 1879:1987 | 413 | KARMA ENTERPRISE | 180 |
| 125 | 13/4 inc GI Tee's equal IS 1879:1987 | 447 | KARMA ENTERPRISE | 180 |
| 126 | 13/4 inc x 13/4 inc x 3/4 inc GI Tee's unequal | 448 | KARMA ENTERPRISE | 180 |
| 127 | 2 inc GI Nipple Length is 10 cm Tolerance +0 cm, -2 cm, IS 1879:1987 | 460 | KARMA ENTERPRISE | 180 |





| | | | | |
|-----|---|-----|--|-----|
| 128 | CPVC ball valve 1/2 inch | 511 | KARMA ENTERPRISE | 180 |
| 129 | 90mm | 316 | KARMA ENTERPRISE | 180 |
| 130 | White, 150 x 150mm | 157 | KARMA ENTERPRISE | 180 |
| 131 | Bright finished brass-75mm | 99 | KARMA ENTERPRISE | 180 |
| 132 | Plastic Sheet 100 micro-metre | 4 | KARMA ENTERPRISE | 180 |
| 133 | Marble Slab 40mm -Black & White | 10 | Tashi Dhendup electrical & electronic shop | 190 |
| 134 | Marble Slab 40mm -Coloured | 11 | Tashi Dhendup electrical & electronic shop | 190 |
| 135 | Granite stone slab Granite slab-18mm | 12 | Tashi Dhendup electrical & electronic shop | 190 |
| 136 | Granite stone slab Granite slab-20mm | 13 | Tashi Dhendup electrical & electronic shop | 190 |
| 137 | 110mm | 317 | KARMA ENTERPRISE | 190 |
| 138 | 1 1/2 GI Nipple Length is 10 cm Tolerance +0 cm, -2 cm, IS 1879:1987 | 446 | KARMA ENTERPRISE | 190 |
| 139 | 1 3/4 inc x 1 3/4 inc x 1 inc GI Tee's unequal | 449 | KARMA ENTERPRISE | 190 |
| 140 | 1 3/4 inc x 1 3/4 inc x 1 1/2 GI unequal | 450 | KARMA ENTERPRISE | 190 |
| 141 | Kitchen sink coupling | 536 | Tashi Dhendup electrical & electronic shop | 195 |
| 142 | 3/4 inc Tank Nipple IS 1879:1987 | 491 | KARMA ENTERPRISE | 200 |
| 143 | 1 3/4 inc x 1 3/4 inc x 1 1/2 GI Tee's unequal | 451 | KARMA ENTERPRISE | 200 |
| 144 | 2 inc GI Nipple Length is 20cm Tolerance +0 cm, -2 cm, IS 1879:1987 | 452 | KARMA ENTERPRISE | 200 |
| 145 | 2 inc GI Sockets IS 1879:1987 | 453 | KARMA ENTERPRISE | 200 |
| 146 | 3 inc GI Nipple Length is 20 cm Tolerance +0 cm, -2 cm, IS 1879:1987 | 469 | KARMA ENTERPRISE | 200 |
| 147 | 3 inc GI Sockets IS 1879:1987 | 470 | KARMA ENTERPRISE | 200 |
| 148 | 1 1/2 inch GI Nipple Length is 20 cm Tolerance +0 cm, -2 cm, IS 1879:1987 | 414 | KARMA ENTERPRISE | 200 |
| 149 | 1 1/2 inch x 1 inch GI Reducers IS 1879:1987 | 421 | KARMA ENTERPRISE | 200 |

| | | | | |
|-----|---|-----|--|-----|
| 150 | wall, with telephonic shower arrangement with 115mm long bend pipe for over head shower connection, 15mm shower, three in one, with bend flexible tube, and shower & hook | 377 | KARMA ENTERPRISE | 200 |
| 151 | Regular coloured, 150 x 150mm | 158 | KARMA ENTERPRISE | 200 |
| 152 | Door closer brass, hinged, spring-loaded type | 147 | KARMA ENTERPRISE | 200 |
| 153 | Brass, over-head, hydraulic type | 148 | KARMA ENTERPRISE | 200 |
| 154 | Special coloured, 200 x 200mm | 162 | KARMA ENTERPRISE | 200 |
| 155 | White, 300 x 300mm | 163 | KARMA ENTERPRISE | 200 |
| 156 | Mild steel (barrel type)-250mm | 141 | KARMA ENTERPRISE | 200 |
| 157 | Mild steel(barrel type)-150mm | 142 | KARMA ENTERPRISE | 200 |
| 158 | Special coloured, 100 x 100mm | 156 | KARMA ENTERPRISE | 200 |
| 159 | Primer, for wood | 175 | Tashi Dhendup electrical & electronic shop | 210 |
| 160 | 63mm dia as per the approved brand by BSB | 236 | Tashi Dhendup electrical & electronic shop | 210 |
| 161 | Toilet connection Pipe 18 inch | 552 | Tashi Dhendup electrical & electronic shop | 210 |
| 162 | Toilet connection Pipe 24 Inch | 551 | Tashi Dhendup electrical & electronic shop | 220 |
| 163 | Claw hammer wooden handle | 578 | Tashi Dhendup electrical & electronic shop | 220 |
| 164 | Gyser Connection pipe 18 inch | 534 | Tashi Dhendup electrical & electronic shop | 220 |
| 165 | 90mm dia as per the approved brand by BSB | 267 | KARMA ENTERPRISE | 220 |
| 166 | H.D.P.E Pipes of pressure class PN 2.5, 110mm dia as per the approved brand by BSB | 277 | KARMA ENTERPRISE | 220 |
| 167 | Synthetic red lead primer | 173 | Tashi Dhendup electrical & electronic shop | 220 |
| 168 | Red oxide primer, for metals | 174 | Tashi Dhendup electrical & electronic shop | 220 |

| | | | | |
|-----|---|-----|--|-----|
| 169 | Synthetic enamel paint | 178 | Tashi Dhendup electrical & electronic shop | 220 |
| 170 | 63mm dia as per the approved brand by BSB | 219 | Tashi Dhendup electrical & electronic shop | 230 |
| 171 | Bright finished brass (barrel type)-100mm | 140 | KARMA ENTERPRISE | 230 |
| 172 | 75mm dia as per the approved brand by BSB | 252 | KARMA ENTERPRISE | 230 |
| 173 | PVC Reducer - 90x75mm | 309 | KARMA ENTERPRISE | 240 |
| 174 | 1 inc GI Unions IS 1879:1987 | 410 | KARMA ENTERPRISE | 240 |
| 175 | 1 inch Tank Nipple | 433 | KARMA ENTERPRISE | 250 |
| 176 | Connection pipe cp brass 32mm | 378 | KARMA ENTERPRISE | 250 |
| 177 | Gyser Connection pipe 24 Inch | 533 | Tashi Dhendup electrical & electronic shop | 250 |
| 178 | 4 inc GI Nipple Length is 20cm Tolerance +0 cm, -2 cm, IS 1879:1987 | 494 | KARMA ENTERPRISE | 250 |
| 179 | Choline for drinking water | 580 | KARMA ENTERPRISE | 250 |
| 180 | Water meter coupling 1/2 inch | 553 | Tashi Dhendup electrical & electronic shop | 250 |
| 181 | Screw driver | 558 | Tashi Dhendup electrical & electronic shop | 250 |
| 182 | 110mm | 314 | KARMA ENTERPRISE | 250 |
| 183 | Red Corrugal paint | 177 | Tashi Dhendup electrical & electronic shop | 250 |
| 184 | Gold powder | 171 | KARMA ENTERPRISE | 250 |
| 185 | Accessories Putty | 185 | KARMA ENTERPRISE | 250 |
| 186 | Regular coloured, 300 x 300mm | 164 | KARMA ENTERPRISE | 250 |
| 187 | Special coloured, 150 x 150mm | 159 | KARMA ENTERPRISE | 250 |
| 188 | White, 200 x 200mm | 160 | KARMA ENTERPRISE | 250 |
| 189 | Regular coloured, 200 x 200mm | 161 | KARMA ENTERPRISE | 250 |
| 190 | Bright finished brass (barrel type)-150mm | 139 | KARMA ENTERPRISE | 250 |
| 191 | Hooks and Eyes Anodised Aluminium -300mm | 116 | KARMA ENTERPRISE | 250 |
| 192 | Anodised Aluminium -200mm | 117 | KARMA ENTERPRISE | 250 |
| 193 | Anodised Aluminium -150mm | 118 | KARMA ENTERPRISE | 250 |

| | | | | |
|-----|--|-----|--|-----|
| 194 | Anodised Aluminium -100mm | 119 | KARMA ENTERPRISE | 250 |
| 195 | Bright finished brass-150mm | 120 | KARMA ENTERPRISE | 250 |
| 196 | Plastic Sheet 200 micro-metre | 5 | KARMA ENTERPRISE | 250 |
| 197 | Chicken wire mesh 23 SWG, hexagonal 15 mm, 1 1/2 inch full twist, double string at side, width 1 metre. in rolls of 25 m | 32 | Tashi Dhendup electrical & electronic shop | 250 |
| 198 | Galvanised iron Plain G.I Sheet, 24-gauge (0.63mm) | 33 | KARMA ENTERPRISE | 250 |
| 199 | Rope plastic 4mm | 561 | Tashi Dhendup electrical & electronic shop | 260 |
| 200 | Rope plastic 6mm | 562 | Tashi Dhendup electrical & electronic shop | 260 |
| 201 | Nylone Rope 13mm dia. 15mm long | 540 | Tashi Dhendup electrical & electronic shop | 269 |
| 202 | Mason Hammer | 538 | Tashi Dhendup electrical & electronic shop | 280 |
| 203 | Tongue groove pliers Range 1/2 inch to 45 inch (Taparia) | 557 | Tashi Dhendup electrical & electronic shop | 280 |
| 204 | 2 inc GI Elbow- IS 4984/87 IS 1879:1987 | 407 | KARMA ENTERPRISE | 280 |
| 205 | Bright finished brass (barrel type)-250mm | 138 | KARMA ENTERPRISE | 280 |
| 206 | 110mm dia as per the approved brand by BSB | 268 | KARMA ENTERPRISE | 280 |
| 207 | 75mm dia as per the approved brand by BSB | 237 | Tashi Dhendup electrical & electronic shop | 280 |
| 208 | G.I pipe -15mm dia as per the approved brand by BSB | 204 | KARMA ENTERPRISE | 280 |
| 209 | Clear synthetic varnish | 181 | Tashi Dhendup electrical & electronic shop | 290 |
| 210 | Sliding Door Bolts Anodised Aluminium - 300mm | 126 | KARMA ENTERPRISE | 290 |
| 211 | Varnish /Polish Wood Stain/polish (various colours) | 180 | Tashi Dhendup electrical & electronic shop | 295 |
| 212 | Special coloured, 300 x 300mm | 165 | KARMA ENTERPRISE | 300 |
| 213 | 20mm dia as per the approved brand by BSB | 205 | KARMA ENTERPRISE | 300 |

| | | | | |
|-----|--|-----|--|-----|
| 214 | Anodised Aluminium -250mm | 127 | KARMA ENTERPRISE | 300 |
| 215 | Anodised Aluminium -200mm | 128 | KARMA ENTERPRISE | 300 |
| 216 | 1 1/4 inch GI Unions IS 1879:1987 | 424 | KARMA ENTERPRISE | 300 |
| 217 | 3 inc GI Tee's equal IS 1879:1987 | 471 | KARMA ENTERPRISE | 300 |
| 218 | 2 inc x 1 1/2 inc GI Reducer IS 1879:1987 | 461 | KARMA ENTERPRISE | 300 |
| 219 | 2 inc x 1 inc GI Reducers IS 1897:1987 | 462 | KARMA ENTERPRISE | 300 |
| 220 | Welding helmet 3.93inc 3.66 inc with 4 premium sensors | 582 | KARMA ENTERPRISE | 300 |
| 221 | 3 inc x11/2 inc GI Reducer IS 1879:1987 | 478 | KARMA ENTERPRISE | 300 |
| 222 | 3 inc x13/4 inc GI Reducer IS 1879:1987 | 479 | KARMA ENTERPRISE | 300 |
| 223 | CPVC pipe 3/4 inch | 515 | Tashi Dhendup electrical & electronic shop | 320 |
| 224 | 25mm dia as per the approved brand by BSB | 206 | KARMA ENTERPRISE | 320 |
| 225 | 90mm dia as per the approved brand by BSB | 253 | KARMA ENTERPRISE | 320 |
| 226 | 140mm dia as per the approved brand by BSB | 270 | KARMA ENTERPRISE | 320 |
| 227 | 150 x 150 x 12-gauge | 25 | Tashi Dhendup electrical & electronic shop | 340 |
| 228 | 100 x 100 x 12-gauge | 23 | Tashi Dhendup electrical & electronic shop | 350 |
| 229 | Mild steel-200mm | 134 | KARMA ENTERPRISE | 350 |
| 230 | 140mm dia as per the approved brand by BSB | 278 | KARMA ENTERPRISE | 350 |
| 231 | Bibcock - brass 15mm | 292 | KARMA ENTERPRISE | 350 |
| 232 | Stopcock brass 15mm | 293 | KARMA ENTERPRISE | 350 |
| 233 | 110x75mm | 310 | KARMA ENTERPRISE | 350 |
| 234 | 32mm dia as per the approved brand by BSB | 207 | KARMA ENTERPRISE | 350 |
| 235 | French Polish | 182 | Tashi Dhendup electrical & electronic shop | 350 |
| 236 | Wood preservative -Brown | 183 | Tashi Dhendup electrical & electronic shop | 350 |

4

2

| | | | | |
|-----|--|-----|--|-----|
| 237 | Finishing paint Aluminium paint | 176 | Tashi Dhendup electrical & electronic shop | 350 |
| 238 | Vinyl plastic emulsion paint (for cement plaster) | 179 | Tashi Dhendup electrical & electronic shop | 350 |
| 239 | 75mm dia as per the approved brand by BSB | 220 | KARMA ENTERPRISE | 350 |
| 240 | CPVC pipe 1/2 inch | 516 | KARMA ENTERPRISE | 350 |
| 241 | Flange set-50 mm x 1 1/2 inc - IS 4984/87 IS 4984/87 | 526 | KARMA ENTERPRISE | 350 |
| 242 | Flange set-63 mm x 2 inc - IS 4984/87 IS 4984/87 | 527 | KARMA ENTERPRISE | 350 |
| 243 | 3 inc x3 inc x1 inc GI Tee unequal | 480 | KARMA ENTERPRISE | 350 |
| 244 | 3/4 inc GI Elbow IS 1879:1987 | 483 | KARMA ENTERPRISE | 350 |
| 245 | 3 inc x1 inc GI Reducer IS 1879:1987 | 477 | KARMA ENTERPRISE | 350 |
| 246 | Brass Bip Cock 15mm 15mm | 507 | KARMA ENTERPRISE | 350 |
| 247 | Hand saw 24 Inch | 570 | KARMA ENTERPRISE | 350 |
| 248 | 2 inc x 2 inc x 1 1/2 inc GI | 463 | KARMA ENTERPRISE | 350 |
| 249 | 3 inc x 2 inc GI Reducers IS 1879:1987 | 476 | KARMA ENTERPRISE | 360 |
| 250 | 3/4 inc x 3/4 inc x 1/2 inc GI GI Tee's unequal IS 1879:1987 | 485 | KARMA ENTERPRISE | 380 |
| 251 | 2 inc x3/4 GI Reducer IS 1879:1987 | 467 | KARMA ENTERPRISE | 380 |
| 252 | 150mm dia as per the approved brand by BSB | 269 | KARMA ENTERPRISE | 380 |
| 253 | PP-R Pipes (Pressure Normal 16) PN-16 pipe, 16mm OD | 281 | Tashi Dhendup electrical & electronic shop | 380 |
| 254 | G.I double knotted mesh - 100 x 100 x 8-gauge | 22 | Tashi Dhendup electrical & electronic shop | 380 |
| 255 | 3 inc GI Elbow IS 1879:1987 | 468 | KARMA ENTERPRISE | 390 |
| 256 | 1 1/2 inc GI Tee's equal IS 1879:1987 | 445 | KARMA ENTERPRISE | 390 |
| 257 | Toilet paper holders -C.P. brass | 390 | Tashi Dhendup electrical & electronic shop | 390 |
| 258 | 3 incx 3inc x13/4 inc GI Tee unequal | 481 | KARMA ENTERPRISE | 390 |
| 259 | Enamele paint all colour | 520 | KARMA ENTERPRISE | 390 |
| 260 | 3 inc x3 inc x2 inc GI Tee unequal | 482 | KARMA ENTERPRISE | 400 |





| | | | | |
|-----|--|-----|--|-----|
| 261 | 3 inc x 3 inc x 1/2 inc GI Tee's unequal IS 1879:1987 | 473 | KARMA ENTERPRISE | 400 |
| 262 | 3 inc x 3 inc x 3/4 inc GI Tee's unequal IS 1879:1987 | 474 | KARMA ENTERPRISE | 400 |
| 263 | cp brass 40mm | 379 | KARMA ENTERPRISE | 400 |
| 264 | 2 inc x 2 inc x 1 3/4 inc GI Tee's unequal | 464 | KARMA ENTERPRISE | 400 |
| 265 | 2 inc x 1/2 GI Reducer IS 1879:1987 | 465 | KARMA ENTERPRISE | 400 |
| 266 | 2 inc x 1 3/4 inc GI Reducer IS 1879:1987 | 466 | KARMA ENTERPRISE | 400 |
| 267 | 1 1/2 inc GI Unions IS 1879:1987 | 416 | KARMA ENTERPRISE | 400 |
| 268 | 1 1/2 inch x 1 1/2 inch x 1/2 inch GI Tee's unequal IS 1879:1987 | 417 | KARMA ENTERPRISE | 400 |
| 269 | 1 1/2 inch x 1 1/2 inch x 3/4 inch GI Tee's unequal IS 1879:1987 | 418 | KARMA ENTERPRISE | 400 |
| 270 | 110x90mm | 311 | KARMA ENTERPRISE | 400 |
| 271 | PN-16 pipe, 20mm OD | 282 | Tashi Dhendup electrical & electronic shop | 410 |
| 272 | 90mm dia as per the approved brand by BSB | 238 | KARMA ENTERPRISE | 410 |
| 273 | Spade Tata (medium) | 559 | Tashi Dhendup electrical & electronic shop | 420 |
| 274 | 100 x 100 x 12-gauge | 27 | Tashi Dhendup electrical & electronic shop | 430 |
| 275 | 75 x 75 x 12-gauge | 29 | Tashi Dhendup electrical & electronic shop | 450 |
| 276 | G.I chain-link mesh - 100 x 100 x 8-gauge | 26 | Tashi Dhendup electrical & electronic shop | 450 |
| 277 | 110mm dia as per the approved brand by BSB | 254 | KARMA ENTERPRISE | 450 |
| 278 | Shoval (oval shape) Tata | 560 | KARMA ENTERPRISE | 450 |
| 279 | Pick axe tata (medium) | 569 | KARMA ENTERPRISE | 450 |
| 280 | Tarpoulin Thin 12 inch x 9 inc | 574 | Tashi Dhendup electrical & electronic shop | 450 |
| 281 | 3/4 inc GI Unions IS 1879:1987 | 484 | KARMA ENTERPRISE | 450 |
| 282 | Brass Bip Cock 20mm G.I. Plug 20mm | 508 | KARMA ENTERPRISE | 450 |

| | | | | |
|-----|--|-----|--|-----|
| 283 | 4 inc GI Elbow- IS 4984/87 IS 4984/87 | 493 | KARMA ENTERPRISE | 450 |
| 284 | 4 inc GI Sockets IS 1879:1987 | 495 | KARMA ENTERPRISE | 450 |
| 285 | Flange set -110 mmx4 inc -IS 4984/87 IS 4984/87 | 521 | KARMA ENTERPRISE | 450 |
| 286 | Flange Set- 3 inc x3 inc -IS 4984/87 IS 4984/87 | 522 | KARMA ENTERPRISE | 450 |
| 287 | 2 inc x 2 inc x 1/2 inc GI Tee's unequal IS 1879:1987 | 457 | KARMA ENTERPRISE | 450 |
| 288 | 2 inc GI Tee's equal IS 1879:1987 | 454 | KARMA ENTERPRISE | 450 |
| 289 | 150 x 150 x 8-gauge | 24 | Tashi Dhendup electrical & electronic shop | 470 |
| 290 | Plywood 4mm, commercial ply (4feet x8feet) | 69 | KARMA ENTERPRISE | 480 |
| 291 | PVC Pipes & fittings-Single Socketed 1.83 m long -75mm | 302 | Tashi Dhendup electrical & electronic shop | 480 |
| 292 | Double Socketed 1.83 m long -90mm | 306 | KARMA ENTERPRISE | 500 |
| 293 | Double Socketed 1.83 m long -110mm | 307 | KARMA ENTERPRISE | 500 |
| 294 | 90mm dia as per the approved brand by BSB | 221 | KARMA ENTERPRISE | 500 |
| 295 | NP2 Class Collar -300 mm dia | 197 | Tashi Dhendup electrical & electronic shop | 500 |
| 296 | Crude Coal Tar | 184 | KARMA ENTERPRISE | 500 |
| 297 | Mild steel | 145 | KARMA ENTERPRISE | 500 |
| 298 | Bitumen felt Type 3-Grade 1 | 1 | KARMA ENTERPRISE | 500 |
| 299 | Bitumen felt Type 3-Grade 2 | 2 | KARMA ENTERPRISE | 500 |
| 300 | 2 inc x 2 inc x 3/4 inc GI Tee's unequal IS 1879:1987 | 458 | KARMA ENTERPRISE | 500 |
| 301 | Pedestal for wash basin white vitreous china | 323 | KARMA ENTERPRISE | 500 |
| 302 | Sinks White glazed vitreous China -600 x 450 x 250 | 324 | KARMA ENTERPRISE | 500 |
| 303 | Flange set- 50mmx2inc- IS 4984/87 IS 4984/87 | 524 | KARMA ENTERPRISE | 500 |
| 304 | 4inc x 3 inc GI Reducers IS 1879:1987 | 502 | KARMA ENTERPRISE | 500 |

Handwritten signature and initials in blue ink at the top of the page.

Handwritten mark or signature in blue ink at the bottom of the page.

| | | | | |
|-----|---|-----|--|-----|
| 305 | 2 inc x 2 inc x 1 inc GI Tee's unequal IS 1879:1987 | 456 | KARMA ENTERPRISE | 500 |
| 306 | 50 x 50 x 12-gauge | 31 | Tashi Dhendup electrical & electronic shop | 530 |
| 307 | PN-16 pipe, 25mm OD | 283 | Tashi Dhendup electrical & electronic shop | 540 |
| 308 | 150mm dia as per the approved brand by BSB | 255 | KARMA ENTERPRISE | 550 |
| 309 | 40mm dia as per the approved brand by BSB | 208 | KARMA ENTERPRISE | 550 |
| 310 | 75 x 75 x 8-gauge | 28 | Tashi Dhendup electrical & electronic shop | 550 |
| 311 | 4 inc x 2inc GI Reducers IS 1879:1987 | 501 | KARMA ENTERPRISE | 550 |
| 312 | Soap Containers c.p brass with bracket | 380 | KARMA ENTERPRISE | 550 |
| 313 | Recessed ceramic, 150 x 150mm | 383 | KARMA ENTERPRISE | 550 |
| 314 | C.p Towel Ring | 387 | Tashi Dhendup electrical & electronic shop | 550 |
| 315 | Shower, revolving joint | 362 | Tashi Dhendup electrical & electronic shop | 550 |
| 316 | Mirror (Bevelled edge) 600mm x 450mm | 389 | Tashi Dhendup electrical & electronic shop | 550 |
| 317 | 50 x 50 x 8-gauge | 30 | Tashi Dhendup electrical & electronic shop | 590 |
| 318 | Mild steel -100mm | 125 | KARMA ENTERPRISE | 600 |
| 319 | Door Stoppers Bright finished brass | 144 | KARMA ENTERPRISE | 600 |
| 320 | 140mm dia as per the approved brand by BSB | 256 | KARMA ENTERPRISE | 600 |
| 321 | Single Socketed 1.83 m long -110mm | 304 | KARMA ENTERPRISE | 600 |
| 322 | Double Socketed 1.83 m long -75mm | 305 | KARMA ENTERPRISE | 600 |
| 323 | Mortise Latch 100mm Bright finished brass | 146 | KARMA ENTERPRISE | 600 |
| 324 | 3 inc GI Unions IS 1879:1987 | 472 | KARMA ENTERPRISE | 600 |
| 325 | 15mm stop cock, c.p knob | 357 | KARMA ENTERPRISE | 600 |
| 326 | 20mm stop cock, c.p knob | 358 | KARMA ENTERPRISE | 600 |
| 327 | Recessed ceramic (white), 200 x 100mm | 391 | KARMA ENTERPRISE | 600 |

by

✓

| | | | | |
|-----|--|-----|--|-----|
| 328 | Towel Rails CP- 20mm x 450mm | 384 | KARMA ENTERPRISE | 600 |
| 329 | Gyser coil 1500 watt | 532 | KARMA ENTERPRISE | 600 |
| 330 | 4inc x 4inc x 2inc GI Tee's unequal. IS 1879:1987 | 503 | KARMA ENTERPRISE | 600 |
| 331 | 4inc x 4inc x 3inc GI Tee's unequal. IS 1879:1987 | 504 | KARMA ENTERPRISE | 600 |
| 332 | 4inc x4 inc x1 inc GI Tee unequal IS 1879:1987 | 505 | KARMA ENTERPRISE | 650 |
| 333 | Brass Air Release Valve 1/2 inc | 506 | KARMA ENTERPRISE | 650 |
| 334 | 4 inc GI Unions IS 1879:1987 | 497 | KARMA ENTERPRISE | 650 |
| 335 | 4 inc x 4 inc x 1/2 inc GI Tee's unequal IS 1879:1987 | 498 | KARMA ENTERPRISE | 650 |
| 336 | 4 inc x 4 inc x 3/4 inc GI Tee's unequal. IS 1879:1987 | 499 | KARMA ENTERPRISE | 650 |
| 337 | Flange Set- 4 inc x 4 inc - IS 4984/87 IS 4984/87 | 523 | KARMA ENTERPRISE | 650 |
| 338 | Cp-20mm x 600mm | 385 | KARMA ENTERPRISE | 650 |
| 339 | 15mm bib cock, inclined, c.p knob | 354 | KARMA ENTERPRISE | 650 |
| 340 | 15mm bib cock, long nose, c.p knob | 355 | KARMA ENTERPRISE | 650 |
| 341 | 15mm bib cock, long body, c.p knob | 356 | KARMA ENTERPRISE | 650 |
| 342 | 1/2 inc - Brass Globe Valve Class I, 1.5 MPa IS 778-84 | 442 | KARMA ENTERPRISE | 650 |
| 343 | 50mm dia as per the approved brand by BSB | 209 | KARMA ENTERPRISE | 650 |
| 344 | 6mm, commercial ply (4feet x8feet) | 70 | Tashi Dhendup electrical & electronic shop | 650 |
| 345 | 110mm dia as per the approved brand by BSB | 239 | Tashi Dhendup electrical & electronic shop | 690 |
| 346 | 450mm dia | 198 | Tashi Dhendup electrical & electronic shop | 700 |
| 347 | Mild steel -150mm | 124 | KARMA ENTERPRISE | 700 |
| 348 | 2 inc GI Unions IS 1879:1987 | 455 | KARMA ENTERPRISE | 700 |
| 349 | sink, with spout J pipe, 15mm | 365 | KARMA ENTERPRISE | 700 |
| 350 | sink, with casted spout swinging, 15mm | 366 | KARMA ENTERPRISE | 700 |

| | | | | | |
|-----|---|--|-----|------------------|-----|
| 351 | Cp-20mm x 750mm | | 386 | KARMA ENTERPRISE | 700 |
| 352 | Recessed ceramic (coloured), 200 x 100mm | | 392 | KARMA ENTERPRISE | 700 |
| 353 | Flange set -90 mm x 3inc -IS 4984/87 IS 4984/87 | | 525 | KARMA ENTERPRISE | 700 |
| 354 | 3/4 inc x 1/2 inc GI Reducers IS 1879:1987 | | 492 | KARMA ENTERPRISE | 700 |
| 355 | 26G (0.50mm)-6 feet | Tashi Dhendup electrical & electronic shop | 52 | | 730 |
| 356 | 12mm, Champ /teak wood -100mm wide | | 94 | KARMA ENTERPRISE | 750 |
| 357 | Glass self/Mirror Glass Shelf | Tashi Dhendup electrical & electronic shop | 388 | | 750 |
| 358 | C.P Liquid Soap Container | | 381 | KARMA ENTERPRISE | 750 |
| 359 | Plastic seat & lid for European pan | | 341 | KARMA ENTERPRISE | 750 |
| 360 | 1/2 inc - Tapstand Regulating Valve set (20mm) Class I, 1.5 MPa IS 778-84 | | 443 | KARMA ENTERPRISE | 750 |
| 361 | 1 inch - Brass Globe Valve Class I, 1.5 MPa IS 778-84 | | 429 | KARMA ENTERPRISE | 800 |
| 362 | Recessed ceramic, 200 x 100mm | | 382 | KARMA ENTERPRISE | 800 |
| 363 | C.p Brass Shower fittings rose, 100mm dia | | 359 | KARMA ENTERPRISE | 800 |
| 364 | Rose, 150mm dia | | 360 | KARMA ENTERPRISE | 800 |
| 365 | Perforated GI plate As per PHE drawing & specification | | 543 | KARMA ENTERPRISE | 800 |
| 366 | Mild steel -200mm | | 123 | KARMA ENTERPRISE | 800 |
| 367 | 110mm dia as per the approved brand by BSB | | 222 | KARMA ENTERPRISE | 800 |
| 368 | Single Socketed 1.83 m long -90mm | | 303 | KARMA ENTERPRISE | 800 |
| 369 | 160mm dia as per the approved brand by BSB | | 279 | KARMA ENTERPRISE | 800 |
| 370 | 160mm dia as per the approved brand by BSB | | 271 | KARMA ENTERPRISE | 800 |
| 371 | 24G (0.63mm) -6feet | Tashi Dhendup electrical & electronic shop | 45 | | 842 |
| 372 | Hip/Ridging 600mm, Plain | | 66 | KARMA ENTERPRISE | 850 |

| | | | | |
|-----|--|-----|--|-----|
| 373 | 225mm dia as per the approved brand by BSB | 280 | KARMA ENTERPRISE | 850 |
| 374 | Shower, with flex tube | 361 | Tashi Dhendup electrical & electronic shop | 850 |
| 375 | C.p Cocks 15mm pillar cock | 350 | KARMA ENTERPRISE | 850 |
| 376 | 26G (0.50mm)-7 feet | 51 | Tashi Dhendup electrical & electronic shop | 876 |
| 377 | 1.2mm, corrugated 7 feet | 64 | KARMA ENTERPRISE | 900 |
| 378 | 1.2mm, corrugated 6 feet | 65 | KARMA ENTERPRISE | 900 |
| 379 | Mild steel -300mm | 122 | KARMA ENTERPRISE | 900 |
| 380 | Mild steel-250mm | 133 | KARMA ENTERPRISE | 900 |
| 381 | Float Valve 15mm ball valve with plastic float | 348 | KARMA ENTERPRISE | 900 |
| 382 | 1 3/4inch - Brass Gate Valve Class I, 1.5 MPa IS 778-84 | 426 | KARMA ENTERPRISE | 900 |
| 383 | 1 1/2 inch - Brass Globe Valve Class I, 1.5 MPa IS 778-84 | 420 | KARMA ENTERPRISE | 900 |
| 384 | 4 inc GI Tee's equal IS 1879:1987 | 496 | KARMA ENTERPRISE | 900 |
| 385 | 20mm pillar cock (for bath) | 352 | KARMA ENTERPRISE | 950 |
| 386 | 15mm bib cock, vert. c.p knob | 353 | KARMA ENTERPRISE | 950 |
| 387 | Three hole mixer with pop-up, 15mm | 373 | KARMA ENTERPRISE | 950 |
| 388 | Galv. mild steel wire gauze 85G (0.85mm ave. width of aperture), 0.56mm dia. | 20 | KARMA ENTERPRISE | 950 |
| 389 | PVC Pipe Connector 110mm dia | 308 | KARMA ENTERPRISE | 950 |
| 390 | 160mm dia as per the approved brand by BSB | 257 | KARMA ENTERPRISE | 950 |
| 391 | 6000mm dia | 199 | Tashi Dhendup electrical & electronic shop | 950 |
| 392 | 26G (0.50mm)-8 feet | 50 | Tashi Dhendup electrical & electronic shop | 974 |
| 393 | 65mm dia as per the approved brand by BSB | 210 | KARMA ENTERPRISE | 980 |
| 394 | Telephonic shower steel | 549 | Tashi Dhendup electrical & electronic shop | 990 |

| | | | | |
|-----|---|-----|--|------|
| 395 | 3/4 inc - Brass Gate Valve Class I, 1.5 MPa IS 778-84 | 486 | KARMA ENTERPRISE | 1000 |
| 396 | basin, elbow action, surgical, 15mm | 374 | KARMA ENTERPRISE | 1000 |
| 397 | Vitreous China Footrests (250 x 130 x 30), for Indian pan | 342 | KARMA ENTERPRISE | 1000 |
| 398 | Cisterns C.I. Automatic flushing Cistern with fittings-5 litres | 343 | KARMA ENTERPRISE | 1000 |
| 399 | C.I. Automatic flushing Cistern with fittings-10 litres | 344 | KARMA ENTERPRISE | 1000 |
| 400 | 1 inch - Brass Gate Valve Class I, 1.5 MPa IS 778-84 | 427 | KARMA ENTERPRISE | 1000 |
| 401 | 1 inch - Brass Gate Valve Class I, 1.5 MPa IS 778-84 | 428 | KARMA ENTERPRISE | 1000 |
| 402 | 225mm dia as per the approved brand by BSB | 258 | KARMA ENTERPRISE | 1000 |
| 403 | Wheel valve 32mm nominal-bore | 294 | KARMA ENTERPRISE | 1000 |
| 404 | Bright finished brass-300mm | 129 | KARMA ENTERPRISE | 1000 |
| 405 | Bright finished brass-150mm | 130 | KARMA ENTERPRISE | 1000 |
| 406 | Bright finished brass-200mm | 131 | KARMA ENTERPRISE | 1000 |
| 407 | Mild steel-300mm | 132 | KARMA ENTERPRISE | 1000 |
| 408 | 24G (0.63mm) -7 feet | 44 | Tashi Dhendup electrical & electronic shop | 1010 |
| 409 | 280mm dia as per the approved brand by BSB | 259 | KARMA ENTERPRISE | 1050 |
| 410 | 80mm dia as per the approved brand by BSB | 211 | KARMA ENTERPRISE | 1050 |
| 411 | Tarpoulin Thick 18 inc x 12 | 573 | Tashi Dhendup electrical & electronic shop | 1070 |
| 412 | 24g (pre painted)-6 feet | 59 | Tashi Dhendup electrical & electronic shop | 1074 |
| 413 | 26G (0.50mm)-9 feet | 49 | Tashi Dhendup electrical & electronic shop | 1095 |
| 414 | 1.2mm, corrugated 9 feet | 62 | KARMA ENTERPRISE | 1100 |
| 415 | 1.2mm, corrugated 8 feet | 63 | KARMA ENTERPRISE | 1100 |

| | | | | |
|-----|---|-----|--|------|
| 416 | 315mm dia as per the approved brand by BSB | 260 | KARMA ENTERPRISE | 1100 |
| 417 | Vitreous China cistern - low level, incl. fittings & flush-bend-10 litres, white | 346 | KARMA ENTERPRISE | 1100 |
| 418 | Vitreous China cistern - low level, incl. fittings & flush-bend-10 litres, colour | 347 | KARMA ENTERPRISE | 1100 |
| 419 | 24G (0.63mm) - 8 feet | 43 | Tashi Dhendup electrical & electronic shop | 1122 |
| 420 | 10mm (4feet x8feet) | 74 | KARMA ENTERPRISE | 1130 |
| 421 | 8mm (4feet x8feet) | 73 | KARMA ENTERPRISE | 1150 |
| 422 | 26G (0.50mm)-10 feet | 48 | KARMA ENTERPRISE | 1150 |
| 423 | 26G (0.50mm)-11 feet | 47 | KARMA ENTERPRISE | 1180 |
| 424 | Corrugated Galvanised Iron Sheets - 26G (0.50mm)-12 feet | 46 | KARMA ENTERPRISE | 1200 |
| 425 | 1.2mm, corrugated 10 feet | 61 | KARMA ENTERPRISE | 1200 |
| 426 | Expanded Metal (19mm x 3mm x 16 gauge) | 19 | KARMA ENTERPRISE | 1200 |
| 427 | Bison panel, Pre-laminated (both sides) 6mm (4feet x8feet) | 72 | KARMA ENTERPRISE | 1200 |
| 428 | Pre-laminated Particle Board (one side) - 8mm (4feet x8feet) | 85 | KARMA ENTERPRISE | 1200 |
| 429 | 10mm (4feet x8feet) | 86 | KARMA ENTERPRISE | 1200 |
| 430 | Plain Particle Board - 6mm (4feet x8feet) | 80 | KARMA ENTERPRISE | 1200 |
| 431 | Bright finished brass-100mm | 121 | KARMA ENTERPRISE | 1200 |
| 432 | 355mm dia as per the approved brand by BSB | 261 | KARMA ENTERPRISE | 1200 |
| 433 | 140mm dia as per the approved brand by BSB | 241 | Tashi Dhendup electrical & electronic shop | 1200 |
| 434 | 225mm dia as per the approved brand by BSB | 272 | KARMA ENTERPRISE | 1200 |
| 435 | 750mm dia | 200 | Tashi Dhendup electrical & electronic shop | 1200 |
| 436 | 15mm pillar cock, swan neck, c.p knob | 351 | Tashi Dhendup electrical & electronic shop | 1200 |

| | | | | |
|-----|---|-----|--|------|
| 437 | C.I. Automatic flushing Cistern with fittings-12.5 litres | 345 | KARMA ENTERPRISE | 1200 |
| 438 | Vitreous China Indian type - 500mm, white | 338 | KARMA ENTERPRISE | 1200 |
| 439 | basin, elbow action, surgical with shower, 15mm | 375 | KARMA ENTERPRISE | 1200 |
| 440 | Brass Union, 50 mm x 1 1/2 inc-SP-57-1991 | 509 | KARMA ENTERPRISE | 1200 |
| 441 | 150mm dia as per the approved brand by BSB | 223 | KARMA ENTERPRISE | 1250 |
| 442 | 24g (pre painted)-7 feet | 58 | Tashi Dhendup electrical & electronic shop | 1253 |
| 443 | 24G (0.63mm) -9 feet | 42 | Tashi Dhendup electrical & electronic shop | 1262 |
| 444 | 140mm dia as per the approved brand by BSB | 224 | KARMA ENTERPRISE | 1280 |
| 445 | 280mm dia as per the approved brand by BSB | 273 | KARMA ENTERPRISE | 1300 |
| 446 | 150mm dia as per the approved brand by BSB | 240 | KARMA ENTERPRISE | 1300 |
| 447 | 10mm (4feet x8feet) | 81 | KARMA ENTERPRISE | 1300 |
| 448 | 12mm (4feet x8feet) | 87 | KARMA ENTERPRISE | 1300 |
| 449 | Flexible water pipe | 528 | Tashi Dhendup electrical & electronic shop | 1340 |
| 450 | 24G (0.63mm) -10 feet | 41 | KARMA ENTERPRISE | 1350 |
| 451 | 160mm dia as per the approved brand by BSB | 242 | KARMA ENTERPRISE | 1350 |
| 452 | 315mm dia as per the approved brand by BSB | 274 | KARMA ENTERPRISE | 1400 |
| 453 | 24G (0.63mm) -11 feet | 40 | KARMA ENTERPRISE | 1400 |
| 454 | 12mm (4feet x8feet) | 82 | KARMA ENTERPRISE | 1400 |
| 455 | 24g (pre painted)-8 feet | 57 | Tashi Dhendup electrical & electronic shop | 1432 |
| 456 | Corrugated Galvanised Iron Sheets - 24G (0.63mm) -12 feet | 39 | KARMA ENTERPRISE | 1450 |

| | | | | |
|-----|--|-----|---|------|
| 457 | Reinforced polyester transparent sheets - 1.2mm, corrugated 12 feet | 60 | KARMA ENTERPRISE | 1500 |
| 458 | 12mm, commercial ply (4feet x8feet) | 71 | Tashi Dhendup electrical & electronic shop | 1500 |
| 459 | 355mm dia as per the approved brand by BSB | 275 | KARMA ENTERPRISE | 1500 |
| 460 | 400mm dia as per the approved brand by BSB | 262 | KARMA ENTERPRISE | 1500 |
| 461 | 100mm dia as per the approved brand by BSB | 212 | KARMA ENTERPRISE | 1500 |
| 462 | 9000mm dia | 201 | Tashi Dhendup electrical & electronic shop | 1500 |
| 463 | Axe japan made | 567 | Tashi Dhendup electrical & electronic shop | 1500 |
| 464 | Vitreous China Indian type - 580mm Orissa, white | 339 | KARMA ENTERPRISE | 1500 |
| 465 | Vitreous China Indian type - 580mm Orissa, colour | 340 | KARMA ENTERPRISE | 1500 |
| 466 | Angle back wash basin ,400mm x 400mm, white vitreous china | 322 | Tashi Dhendup electrical & electronic shop | 1500 |
| 467 | Stainless Steel-single drain-board, 610 x 460mm | 335 | KARMA ENTERPRISE | 1500 |
| 468 | 1 1/4 inch - Brass Gate Valve Class I, 1.5 MPa IS 778-84 | 425 | KARMA ENTERPRISE | 1500 |
| 469 | Stainless Steel-single bowl, 580 x 480 x 175mm | 326 | KARMA ENTERPRISE | 1550 |
| 470 | Heating plate- 110, 200 dia | 584 | KARMA ENTERPRISE | 1550 |
| 471 | 600mm, Coloured | 67 | KARMA ENTERPRISE | 1550 |
| 472 | 400mm dia as per the approved brand by BSB | 276 | KARMA ENTERPRISE | 1600 |
| 473 | Pipe/Bench wire Inder | 565 | KARMA ENTERPRISE | 1600 |
| 474 | 24g (pre painted)-9 feet | 56 | Tashi Dhendup electrical & electronic shop | 1611 |
| 475 | Tarpoulin Thick 24 incx 18 inc | 572 | Tashi Dhendup electrical & electronic shop | 1650 |

| | | | | |
|-----|--|-----|--|------|
| 476 | 160mm dia as per the approved brand by BSB | 225 | KARMA ENTERPRISE | 1680 |
| 477 | 1 1/2inch - Brass Gate Valve | 419 | KARMA ENTERPRISE | 1700 |
| 478 | 24g (pre painted)-10 feet | 55 | Tashi Dhendup electrical & electronic shop | 1790 |
| 479 | 12mm (4feet x8feet) | 75 | KARMA ENTERPRISE | 1800 |
| 480 | Flat-back wash basin, white vitreous -550 x 400mm | 321 | Tashi Dhendup electrical & electronic shop | 1800 |
| 481 | Stainless Steel -single bowl, 450 x 400 x 150mm | 325 | KARMA ENTERPRISE | 1800 |
| 482 | Pipe wrench (Heavy duty) 45 inc (Taparia) | 564 | KARMA ENTERPRISE | 1800 |
| 483 | Stainless Steel-single bowl & drain-board, 940 x 460 x 160mm | 327 | KARMA ENTERPRISE | 1900 |
| 484 | 25mm (4feet x8feet) | 83 | KARMA ENTERPRISE | 1900 |
| 485 | 1200mm dia | 203 | Tashi Dhendup electrical & electronic shop | 1900 |
| 486 | 150mm dia as per the approved brand by BSB | 213 | KARMA ENTERPRISE | 1900 |
| 487 | 16mm (4feet x8feet) | 76 | KARMA ENTERPRISE | 1950 |
| 488 | 24g (pre painted)-11 feet | 54 | Tashi Dhendup electrical & electronic shop | 1969 |
| 489 | Pre Painted Galvanised Steel sheets 25g (0.50mm) | 34 | KARMA ENTERPRISE | 1980 |
| 490 | C.p Mixers basin, single-hole, casted spout, 15mm | 363 | KARMA ENTERPRISE | 2000 |
| 491 | Ratchet/Die Set/Universal die set Range from 1.5 inc tp 4 inc(Taparia) | 547 | KARMA ENTERPRISE | 2000 |
| 492 | Regulating valve key As per PHE sample and drawing | 548 | KARMA ENTERPRISE | 2000 |
| 493 | Galvanised Steel Corrugated Roofing Sheets 24g (pre painted)-12 feet | 53 | Tashi Dhendup electrical & electronic shop | 2148 |
| 494 | Stainless Steel-single bowl & drain-board, 1080 x 520 x 175mm | 328 | KARMA ENTERPRISE | 2200 |
| 495 | Stainless Steel-single bowl & drain-board, 1150 x 515 x 175mm | 329 | KARMA ENTERPRISE | 2500 |

| | | | | |
|-----|--|-----|--|------|
| 496 | Stainless Steel-double bowl, 940 x 460 x 160mm | 331 | KARMA ENTERPRISE | 2500 |
| 497 | Vitreous China European - colour | 337 | KARMA ENTERPRISE | 2500 |
| 498 | Bath, with exposed adjustable legs with telephone shower arrangement with crutch, 15mm | 376 | Tashi Dhendup electrical & electronic shop | 2500 |
| 499 | Road marking plastic paints 25Kg (White color) | 585 | Tashi Dhendup electrical & electronic shop | 2500 |
| 500 | Road marking plastic paints (yellow colour) 25 Kg (Yellow color) | 586 | Tashi Dhendup electrical & electronic shop | 2500 |
| 501 | 20mm (4feet x8feet) | 77 | KARMA ENTERPRISE | 2500 |
| 502 | 25mm (4feet x8feet) | 78 | KARMA ENTERPRISE | 2500 |
| 503 | 35mm (4feet x8feet) | 84 | KARMA ENTERPRISE | 2500 |
| 504 | 18mm (4feet x8feet) | 88 | KARMA ENTERPRISE | 2500 |
| 505 | Wall panelling - 19mm, blue pine -100mm wide | 89 | KARMA ENTERPRISE | 2500 |
| 506 | 12mm, mixed conifer -100mm wide | 93 | KARMA ENTERPRISE | 2500 |
| 507 | 80mm nominal-bore | 298 | KARMA ENTERPRISE | 2500 |
| 508 | 225mm dia as per the approved brand by BSB | 226 | KARMA ENTERPRISE | 2500 |
| 509 | Urinals White vitreous China flat-back lipped-front type urinals, 430 x 260 x350mm | 349 | KARMA ENTERPRISE | 2600 |
| 510 | Stainless Steel-double bowl, 1150 x 520 x 150mm | 332 | KARMA ENTERPRISE | 2800 |
| 511 | Stainless Steel-single bowl & double drain-board, 1740 x 520 x 200mm | 330 | KARMA ENTERPRISE | 2800 |
| 512 | 225mm dia as per the approved brand by BSB | 243 | KARMA ENTERPRISE | 2900 |
| 513 | 15mm, blue pine -100mm wide | 90 | KARMA ENTERPRISE | 2900 |
| 514 | W.C.Pans Vitreous China European - white | 336 | KARMA ENTERPRISE | 2950 |
| 515 | Drill machine | 589 | KARMA ENTERPRISE | 3000 |
| 516 | 30mm (4feet x8feet) | 79 | KARMA ENTERPRISE | 3000 |

| | | | | |
|-----|--|-----|--|------|
| 517 | 280mm dia as per the approved brand by BSB | 244 | KARMA ENTERPRISE | 3000 |
| 518 | 280mm dia as per the approved brand by BSB | 227 | KARMA ENTERPRISE | 3000 |
| 519 | C.I. Manhole Covers Watertight C.I. Manhole Cover with frame, 300 x 300mm inside size Wt. of cover not less than 4.53 kg wt. of frame not less than 2.72 kg | 186 | KARMA ENTERPRISE | 3000 |
| 520 | 19mm, mixed conifer -100mm wide | 92 | KARMA ENTERPRISE | 3050 |
| 521 | 12mm, blue pine -100mm wide | 91 | KARMA ENTERPRISE | 3100 |
| 522 | C.I.manhole cover 400mm dia. inside, mosquito proof with locking arrangement (Wt of cover not less than 7kg). | 189 | KARMA ENTERPRISE | 3200 |
| 523 | 2 inc - Brass Gate Valve Class I, 1.5 MPa IS 778-84 | 459 | KARMA ENTERPRISE | 3200 |
| 524 | Three hole mixer without pop-up, 15mm | 372 | KARMA ENTERPRISE | 3500 |
| 525 | Stainless Steel-double bowl & single drain-board, 1740 x 520 x 200mm | 333 | KARMA ENTERPRISE | 3500 |
| 526 | Stainless Steel-double bowl & double drain-board, 1740 x 520 x 165mm | 334 | KARMA ENTERPRISE | 3500 |
| 527 | Basins, Sinks Flat-back wash basin, white vitreous -630 x 450mm | 320 | KARMA ENTERPRISE | 3500 |
| 528 | Water meter- 15mm 15mm | 598 | KARMA ENTERPRISE | 3500 |
| 529 | Water meter- 15mm 20mm | 599 | KARMA ENTERPRISE | 3500 |
| 530 | Grind Machine Heavy Bosch | 571 | Tashi Dhendup electrical & electronic shop | 3500 |
| 531 | C.I. manhole cover with frame (light duty) internal dimension 455 x 610mm Total weight of Cover and frame not less than 38 kg. (Cover 23 kg. and frame 15 kg.) | 187 | KARMA ENTERPRISE | 3500 |
| 532 | 40mm nominal-bore | 295 | KARMA ENTERPRISE | 3500 |
| 533 | Water meter- 15mm 25mm | 600 | KARMA ENTERPRISE | 3800 |
| 534 | wall, telephonic type without crutch and tel. shower, 15mm | 369 | Tashi Dhendup electrical & electronic shop | 3800 |
| 535 | wall, non-telephonic type, 15mm | 367 | KARMA ENTERPRISE | 3850 |

| | | | | |
|-----|---|-----|--|------|
| 536 | R.C Non-Pressure pipe -300 mm dia | 190 | Tashi Dhendup electrical & electronic shop | 3900 |
| 537 | 50mm nominal-bore | 296 | KARMA ENTERPRISE | 4000 |
| 538 | GI Pipe cutter/HDPPE pipe cutter Inder | 575 | KARMA ENTERPRISE | 4000 |
| 539 | wall, telephonic type with crutch and tel. shower, 15mm | 368 | Tashi Dhendup electrical & electronic shop | 4200 |
| 540 | wall, telephonic type with crutch and without tel. shower, 15mm | 370 | Tashi Dhendup electrical & electronic shop | 4500 |
| 541 | wall, telephonic type with C.P bend & flanges, 15mm | 371 | Tashi Dhendup electrical & electronic shop | 4500 |
| 542 | H.D.P.E water storage tank-500 litres | 403 | Tashi Dhendup electrical & electronic shop | 4500 |
| 543 | Tool box Heavy duty (Taparia/Delwatt) | 556 | KARMA ENTERPRISE | 4500 |
| 544 | 315mm dia as per the approved brand by BSB | 228 | KARMA ENTERPRISE | 4500 |
| 545 | 3inc - Brass Gate Valve Class I, 1.5 MPa IS 778-84 | 475 | KARMA ENTERPRISE | 4900 |
| 546 | Prefab manhole cover Galvanised irons sharpened | 546 | KARMA ENTERPRISE | 5000 |
| 547 | Fibreglass | 319 | KARMA ENTERPRISE | 5000 |
| 548 | Water Storage Tanks H.D.P.E water storage tank-270 litres | 402 | KARMA ENTERPRISE | 5500 |
| 549 | Circular machine | 587 | KARMA ENTERPRISE | 5500 |
| 550 | 315mm dia as per the approved brand by BSB | 245 | Tashi Dhendup electrical & electronic shop | 5900 |
| 551 | C.I. manhole cover and frame (medium duty) 500mm internal dia. Total weight of cover and frame not less than 116 kg. (cover 58 kg. and frame 58 kg) | 188 | Tashi Dhendup electrical & electronic shop | 6500 |
| 552 | Planner | 588 | KARMA ENTERPRISE | 6500 |
| 553 | Router machine | 590 | Tashi Dhendup electrical & electronic shop | 6800 |
| 554 | Jigsaw machine | 591 | Tashi Dhendup electrical & electronic shop | 6800 |

| | | | | |
|-----|--|-----|--|-------|
| 555 | 450mm dia | 191 | Tashi Dhendup electrical & electronic shop | 7300 |
| 556 | 355mm dia as per the approved brand by BSB | 246 | Tashi Dhendup electrical & electronic shop | 7700 |
| 557 | 355mm dia as per the approved brand by BSB | 229 | KARMA ENTERPRISE | 8000 |
| 558 | H.D.P.E water storage tank-1000 litres | 404 | Tashi Dhendup electrical & electronic shop | 8000 |
| 559 | Recessed ceramic (roll-type), 150 x 150mm | 393 | KARMA ENTERPRISE | 8000 |
| 560 | 10 litres, vertical | 395 | Tashi Dhendup electrical & electronic shop | 8500 |
| 561 | Non return valve 50mm nominal-bore | 299 | KARMA ENTERPRISE | 9000 |
| 562 | 400mm dia as per the approved brand by BSB | 247 | Tashi Dhendup electrical & electronic shop | 9200 |
| 563 | 400mm dia as per the approved brand by BSB | 230 | KARMA ENTERPRISE | 9500 |
| 564 | 15 litres, vertical | 396 | Tashi Dhendup electrical & electronic shop | 9500 |
| 565 | Portable welding machine 220 Voltage Bosch/Hitech | 563 | Tashi Dhendup electrical & electronic shop | 9500 |
| 566 | 4 inc - Brass Gate Valve Class I, 1.5 MPa IS 778-84 | 500 | KARMA ENTERPRISE | 9500 |
| 567 | Aluminium Ladder Slider 12 + | 566 | KARMA ENTERPRISE | 9800 |
| 568 | 6000mm dia | 192 | Tashi Dhendup electrical & electronic shop | 9800 |
| 569 | 65mm nominal-bore | 297 | KARMA ENTERPRISE | 9800 |
| 570 | Mini portable DC welding machine - 220V/ 230V 20-250 A | 583 | Tashi Dhendup electrical & electronic shop | 9900 |
| 571 | Electric Water Heater 10 litres, vertical | 394 | KARMA ENTERPRISE | 10000 |
| 572 | 25 litres, vertical | 397 | Tashi Dhendup electrical & electronic shop | 10500 |
| 573 | 65mm nominal-bore | 300 | KARMA ENTERPRISE | 12000 |
| 574 | 1050mm dia | 202 | KARMA ENTERPRISE | 12000 |

| | | | | |
|-----|---|-----|--|-------|
| 575 | 35 litres, vertical | 398 | Tashi Dhendup electrical & electronic shop | 12800 |
| 576 | 750mm dia | 193 | Tashi Dhendup electrical & electronic shop | 12900 |
| 577 | H.D.P.E water storage tank-2000 litres | 405 | Tashi Dhendup electrical & electronic shop | 15100 |
| 578 | 50litres, vertical | 399 | Tashi Dhendup electrical & electronic shop | 15500 |
| 579 | 9000mm dia | 194 | Tashi Dhendup electrical & electronic shop | 15800 |
| 580 | 75 litres, vertical | 400 | KARMA ENTERPRISE | 17000 |
| 581 | Master meter 50mm | 592 | KARMA ENTERPRISE | 17000 |
| 582 | 1050mm dia | 195 | KARMA ENTERPRISE | 18000 |
| 583 | 80mm nominal-bore | 301 | KARMA ENTERPRISE | 18000 |
| 584 | bath tub Porcelain, white enamelled, 1700x740x440mm | 318 | KARMA ENTERPRISE | 18500 |
| 585 | Master meter 80mm | 593 | KARMA ENTERPRISE | 19000 |
| 586 | 1200mm dia | 196 | KARMA ENTERPRISE | 20000 |
| 587 | H.D.P.E water storage tank-3000 litres | 406 | Tashi Dhendup electrical & electronic shop | 22800 |
| 588 | 100 litres, vertical | 401 | KARMA ENTERPRISE | 26000 |
| 589 | Master meter 100/110mm | 594 | KARMA ENTERPRISE | 32000 |
| 590 | Master meter 150mm | 595 | KARMA ENTERPRISE | 45000 |
| 591 | Master meter 200mm | 596 | KARMA ENTERPRISE | 48000 |
| 592 | Master meter 250mm | 597 | KARMA ENTERPRISE | 50000 |

DZONGKHAG TENDER COMMITTEE

DECISION: The work is awarded to the lowest evaluated bidder.

[Handwritten signature]

[Handwritten signature]

Chairperson

Dzongkhag Tender Committee

Bumthang